


Pipe & Cable Support (2007) Ltd



“Where you get service and quality at the right price!”

Pipe & Cable Support (2007) Ltd

98 Princes Street, Onehunga, Auckland. PO Box 13 439, Onehunga.
Ph: 09-636 7879, Fax: 09-636 7482, Email: psc.ltd@xtra.co.nz

Pipe & Cable - Engineering Catalogue

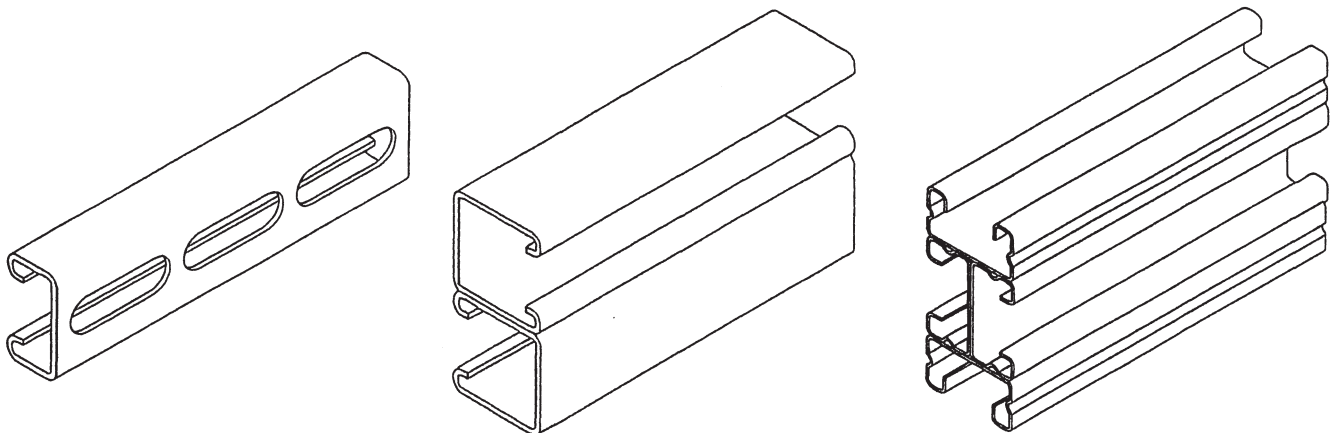
Pipe & Cable Support (2007) Ltd

Engineering Catalogue

Pipe & Cable Support (2007) Ltd
98 Princes Street, Onehunga, Auckland. PO Box 13 439, Onehunga.
Ph: 09-636 7879, Fax: 09-636 7482, Email: psc.ltd@xtra.co.nz

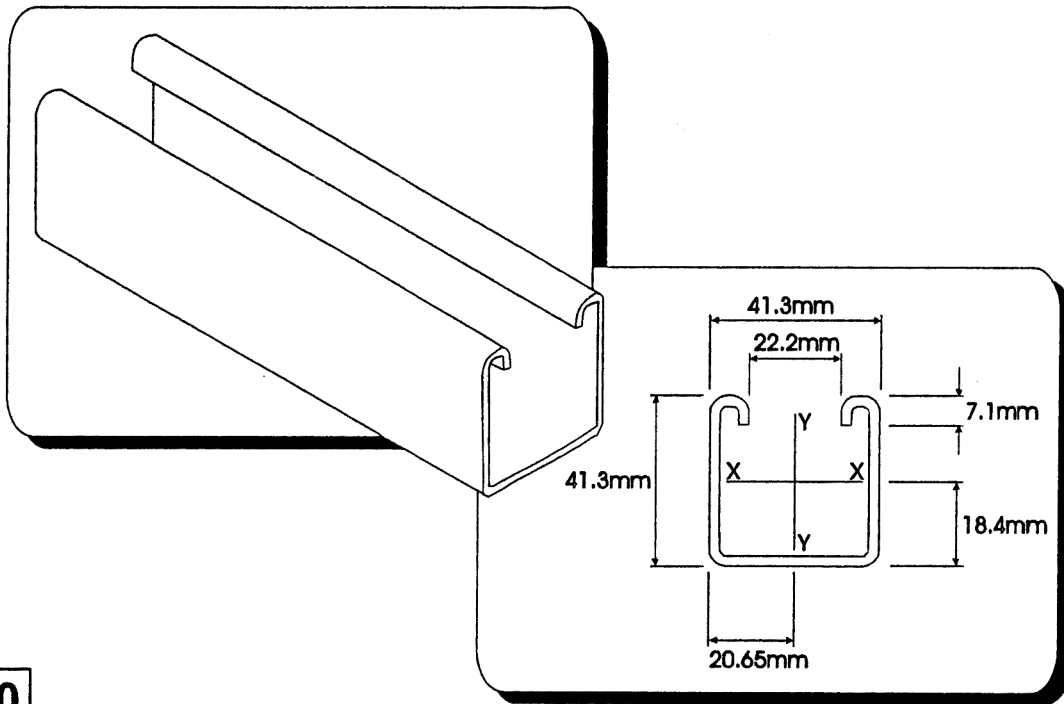
SECTION 1

Metal Framing Channel & Combinations



FM1000

METAL FRAMING CHANNEL

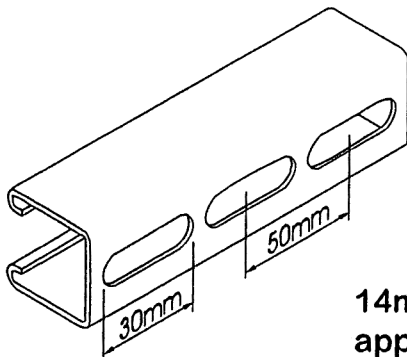


FM1000

WEIGHT: 2.60kg/m
THICKNESS: 2.5mm
MATERIAL: 250MPa (min yield stress) mild steel
FINISHES: Plain, Galvabond, Hot Dipped Galvanised, Polyester Powder Coated, 316 GR Stainless Steel. (Other finishes available on request)

SECTION PROPERTIES			X-X AXIS			Y-Y AXIS		
CHANNEL	WEIGHT kg/m	AREA OF SECTION mm ²	MOMENT OF INERTIA I 10 ⁶ mm ⁴	SECTION MODULUS Z 10 ³ mm ²	RADIUS OF GYRATION r mm	MOMENT OF INERTIA I 10 ⁶ mm ⁴	SECTION MODULUS Z 10 ³ mm ³	RADIUS OF GYRATION r mm
FM1000	2.60	331	.070	2.925	14.5	0.093	4.452	16.7
FM1001	5.20	662	.319	7.715	22.1	0.186	8.904	16.7

FM1000T

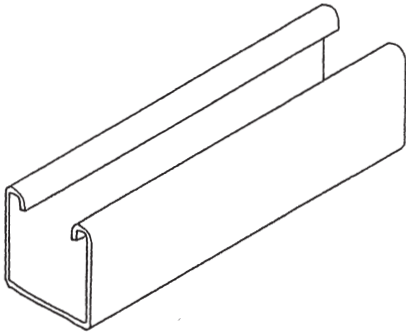


14mm x 30mm Slots at approx. 50mm centres.

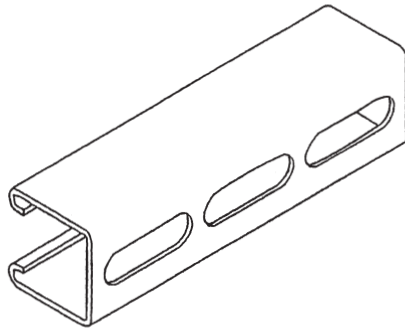
LOAD VALUES SHOULD BE CALCULATED UTILISING AS/NZS 4600 COLD FORMED STEEL STRUCTURES CODE

CHANNEL COMBINATIONS

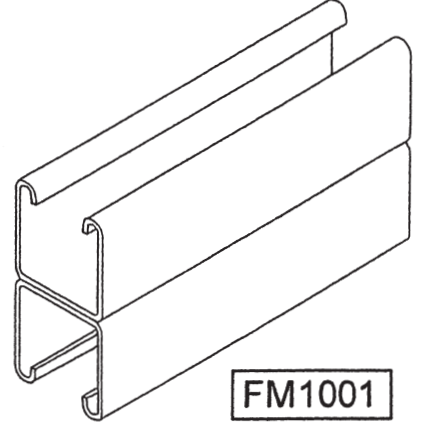
FM1000



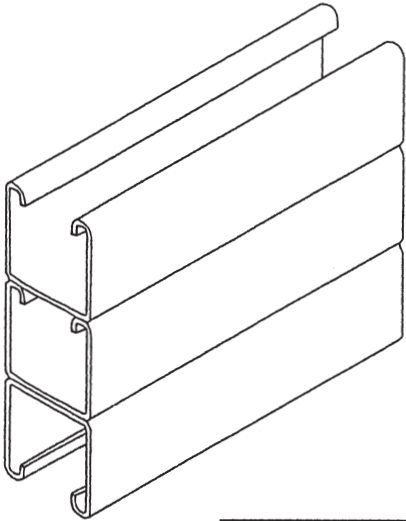
FM1000



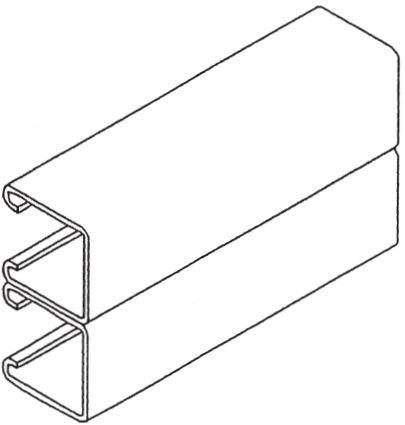
FM1000T



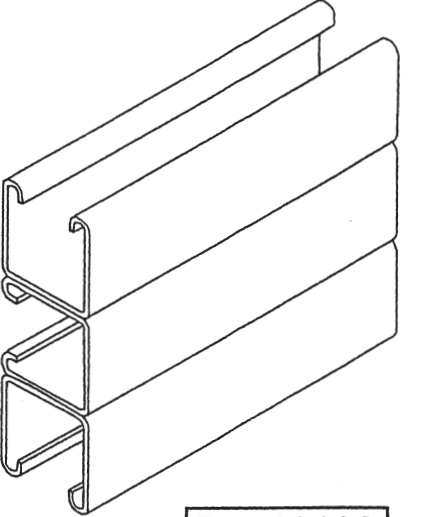
FM1001



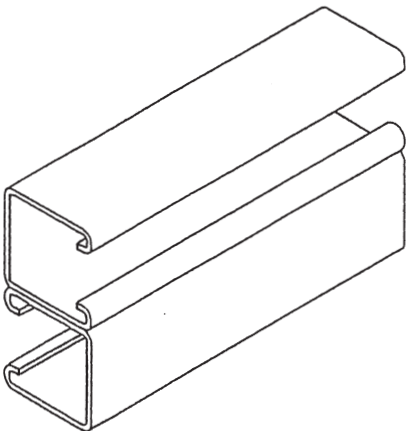
FM1001-3



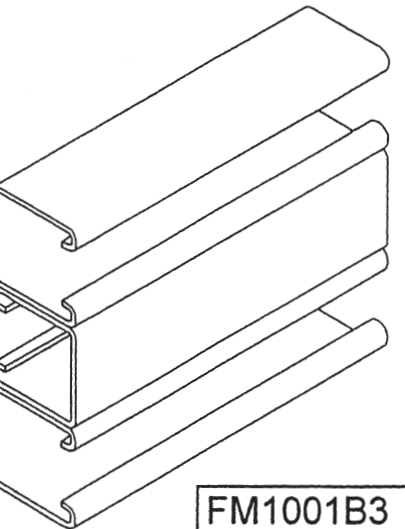
FM1001A



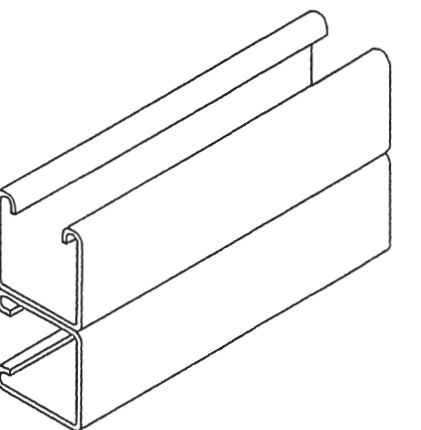
FM1001A3



FM1001B



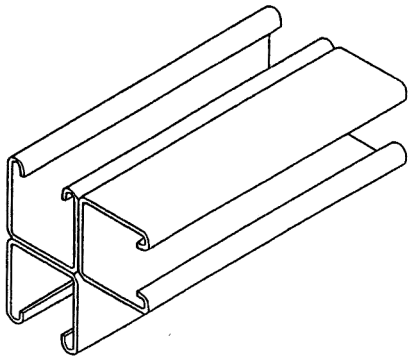
FM1001B3



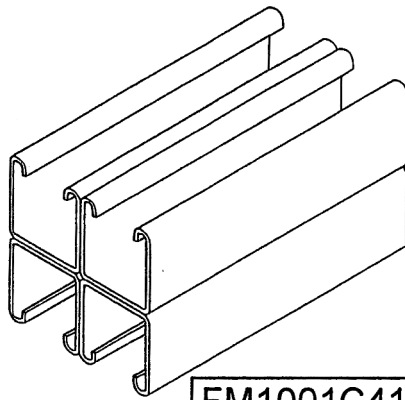
FM1001C

FM1000

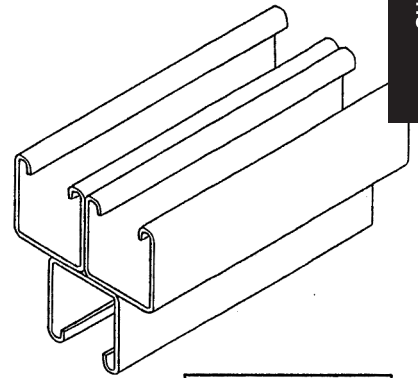
CHANNEL COMBINATIONS



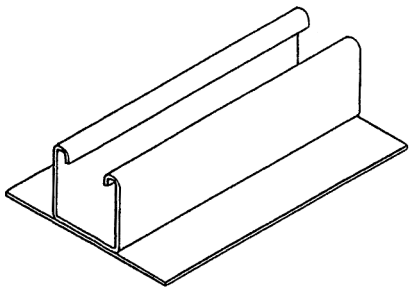
FM1001C3



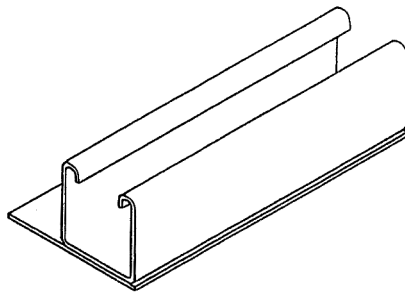
FM1001C41



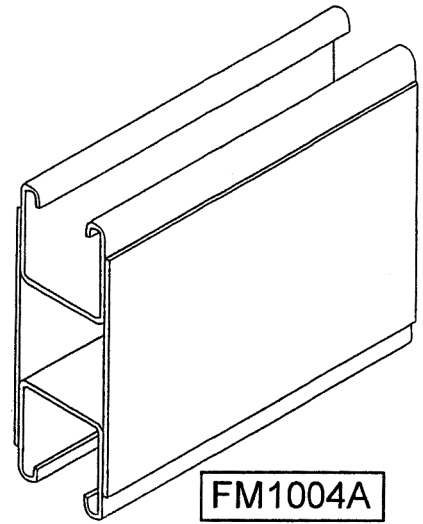
FM1001D3



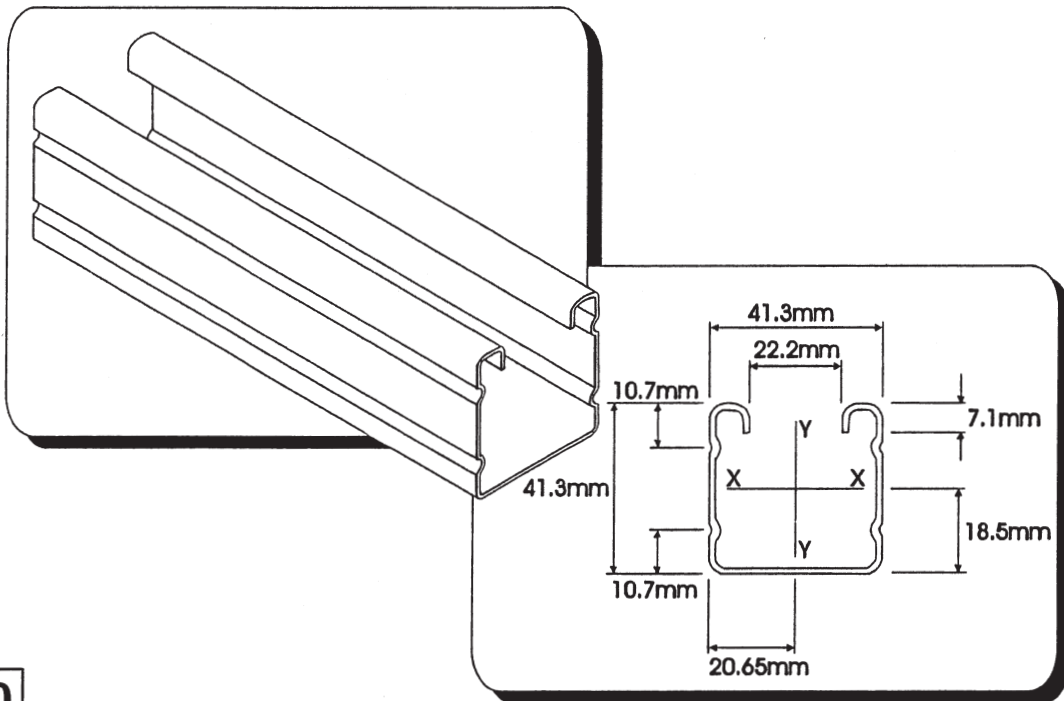
FM1003



FM1003-1



FM1004A

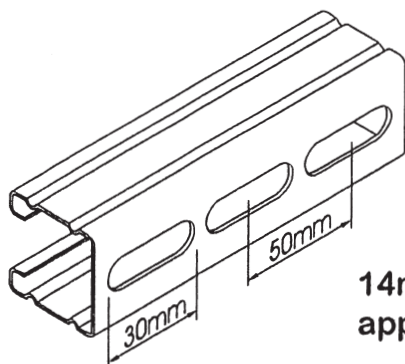


FM2000

WEIGHT: 1.80kg/m
THICKNESS: 1.6mm
MATERIAL: 250MPa (min yield stress) mild steel
FINISHES: Plain, Galvabond, Hot Dipped Galvanised, Polyester Powder Coated
 (Other finishes available on request)

SECTION PROPERTIES			X-X AXIS			Y-Y AXIS		
CHANNEL	WEIGHT kg/m	AREA OF SECTION mm ²	MOMENT OF INERTIA I 10 ⁶ mm ⁴	SECTION MODULUS Z 10 ³ mm ²	RADIUS OF GYRATION r mm	MOMENT OF INERTIA I 10 ⁶ mm ⁴	SECTION MODULUS Z 10 ³ mm ³	RADIUS OF GYRATION r mm
FM2000	1.80	229	0.053	2.300	15.2	0.066	3.150	16.9
FM2001	3.60	458	0.263	6.325	23.8	0.132	6.400	16.9

FM2000T

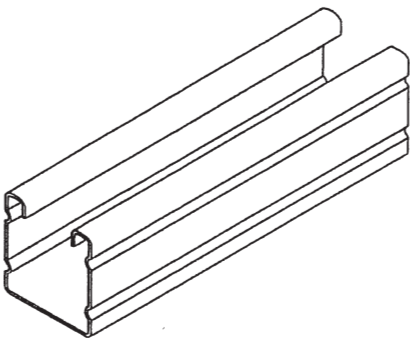


14mm x 30mm Slots at approx. 50mm centres.

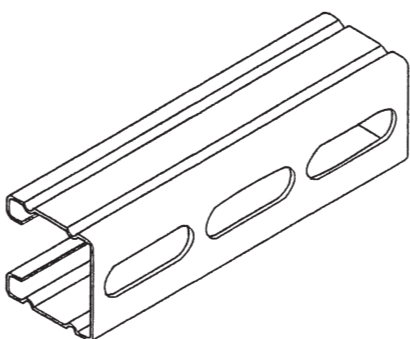
LOAD VALUES SHOULD BE CALCULATED UTILISING AS/NZS 4600 COLD FORMED STEEL STRUCTURES CODE

FM2000

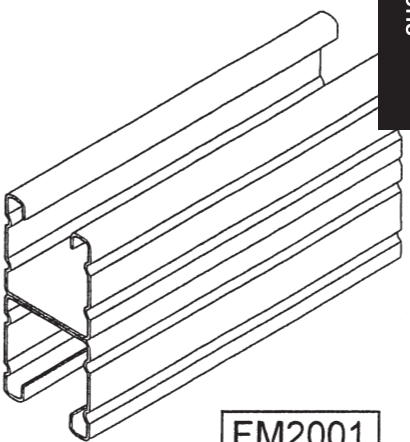
CHANNEL COMBINATIONS



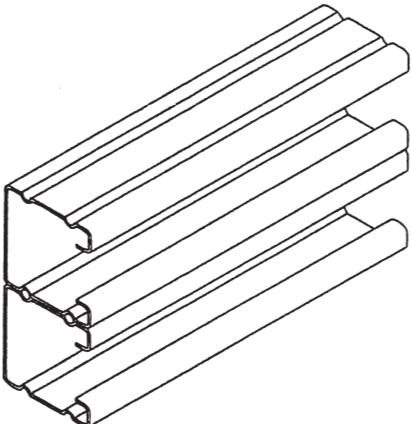
FM2000



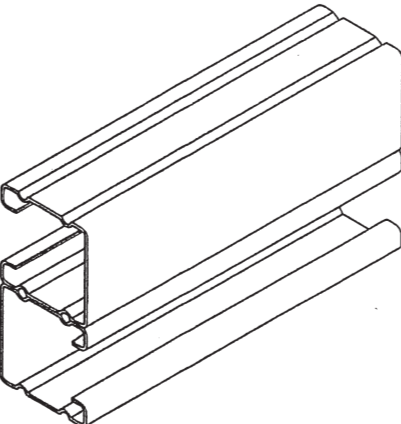
FM2000T



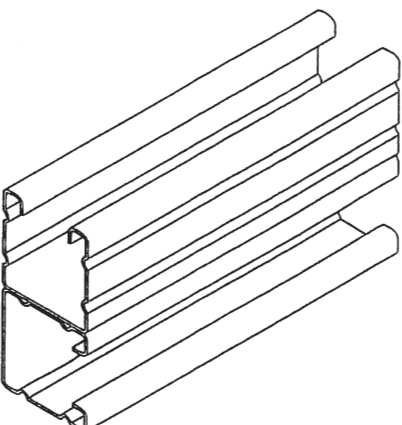
FM2001



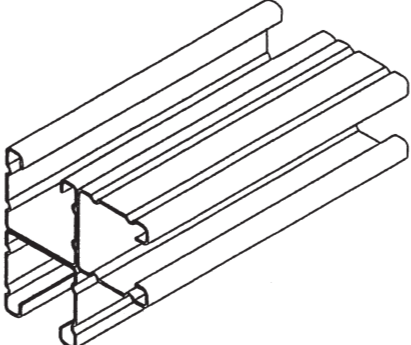
FM2001A



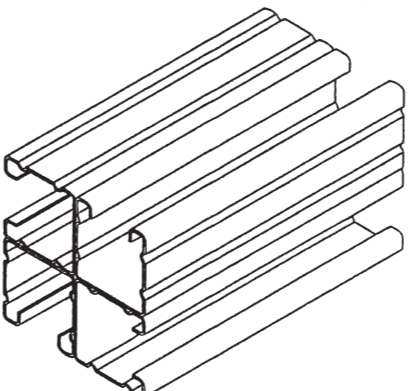
FM2001B



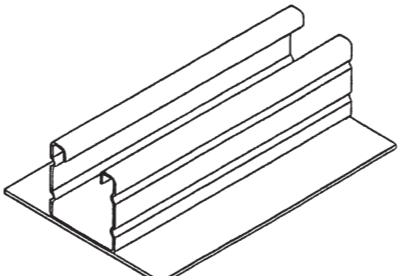
FM2001C



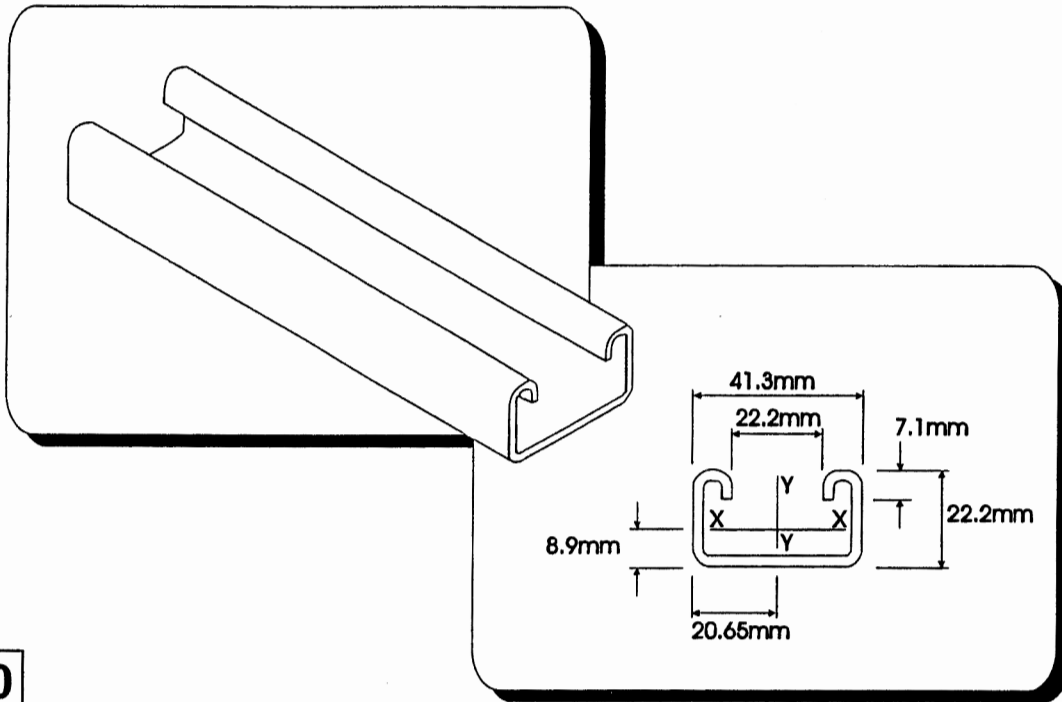
FM2001C3



FM2001C4



FM2003

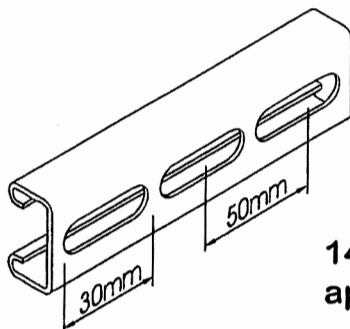


FM3300

WEIGHT: 1.83kg/m
THICKNESS: 2.5mm
MATERIAL: 250MPa (min yield stress) mild steel
FINISHES: Plain, Galvabond, Hot Dipped Galvanised, Polyester Powder Coated
 (Other finishes available on request)

SECTION PROPERTIES			X-X AXIS			Y-Y AXIS		
CHANNEL	WEIGHT _{kg/m}	AREA OF SECTION _{mm²}	MOMENT OF INERTIA _{I 10⁶ mm⁴}	SECTION MODULUS _{Z 10³ mm²}	RADIUS OF GYRATION _{r mm}	MOMENT OF INERTIA _{I 10⁶ mm⁴}	SECTION MODULUS _{Z 10³ mm³}	RADIUS OF GYRATION _{r mm}
FM3300	1.83	233	0.013	1.000	7.6	0.056	2.662	15.4
FM3301	3.66	466	0.064	2.843	11.6	0.111	5.331	15.4

FM3300T

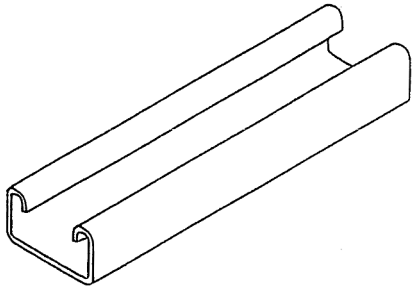


14mm x 30mm Slots at approx. 50mm centres.

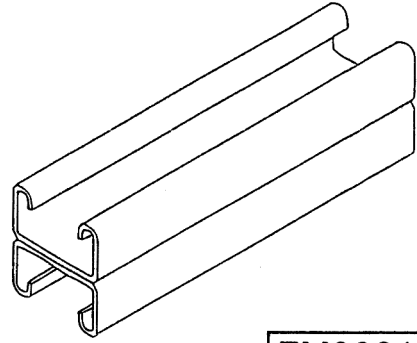
LOAD VALUES SHOULD BE CALCULATED UTILISING AS/NZS 4600 COLD FORMED STEEL STRUCTURES CODE

FM3300

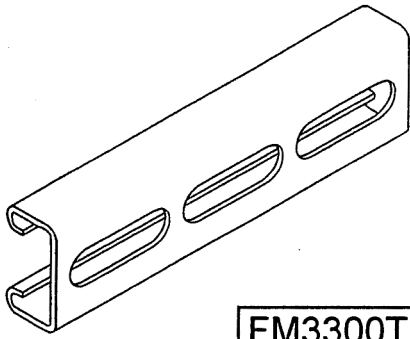
CHANNEL COMBINATIONS



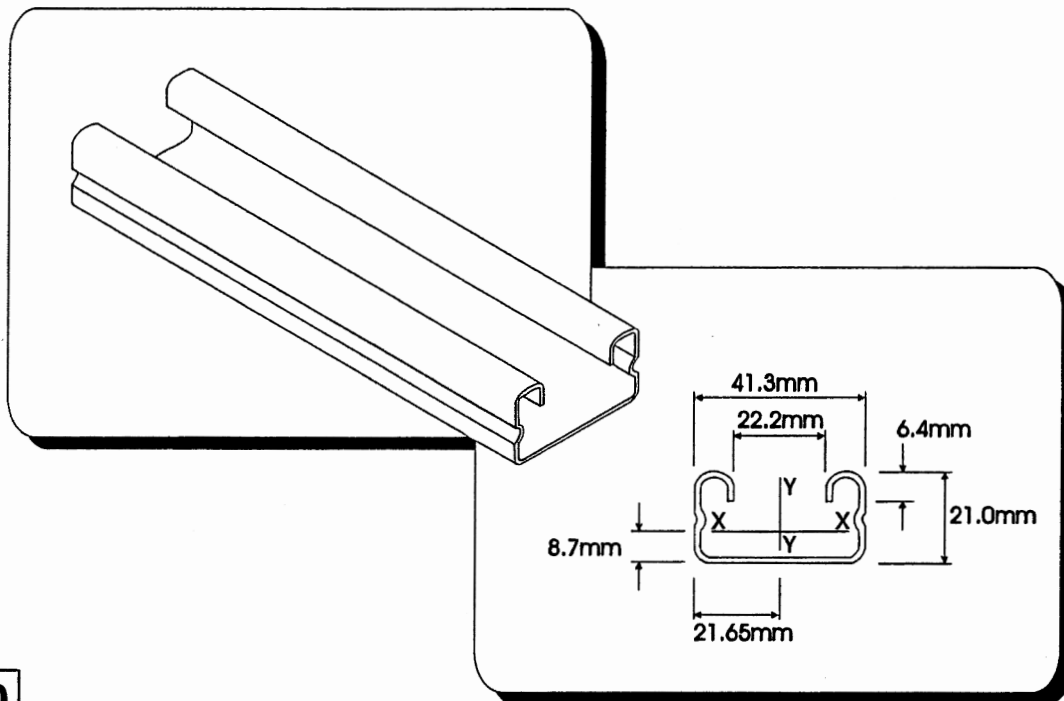
FM3300



FM3301



FM3300T

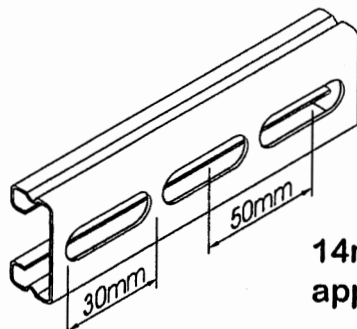


FM4000

WEIGHT: 1.27kg/m
THICKNESS: 1.6mm
MATERIAL: 250MPa (min yield stress) mild steel
FINISHES: Plain, Galvabond, Hot Dipped Galvanised, Polyester Powder Coated
 (Other finishes available on request)

SECTION PROPERTIES			X-X AXIS			Y-Y AXIS		
CHANNEL	WEIGHT kg/m	AREA OF SECTION mm ²	MOMENT OF INERTIA I 10 ⁶ mm ⁴	SECTION MODULUS Z 10 ³ mm ²	RADIUS OF GYRATION r mm	MOMENT OF INERTIA I 10 ⁶ mm ⁴	SECTION MODULUS Z 10 ³ mm ³	RADIUS OF GYRATION r mm
FM4000	1.27	161	0.010	0.787	7.8	0.040	1.881	15.6
FM4001	2.54	322	0.045	2.084	11.8	0.079	3.765	15.6

FM4000T

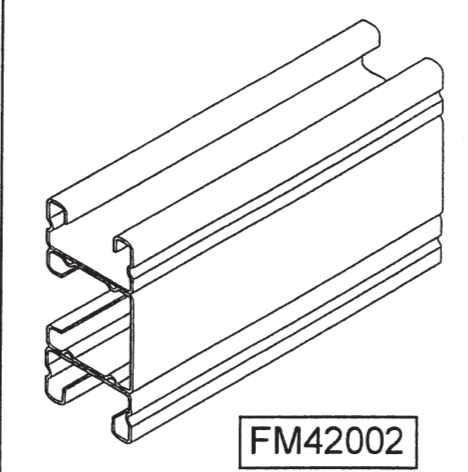
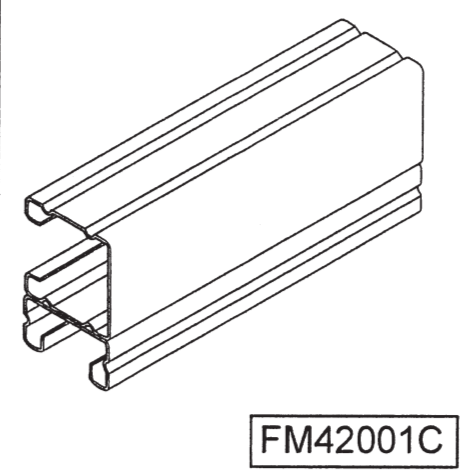
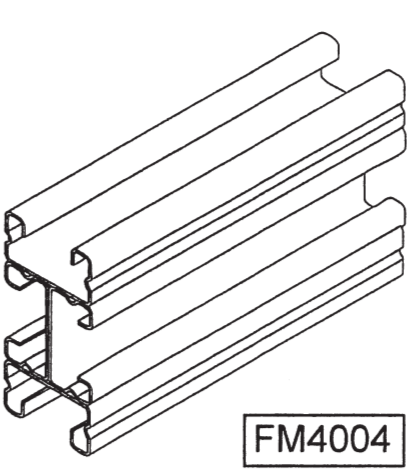
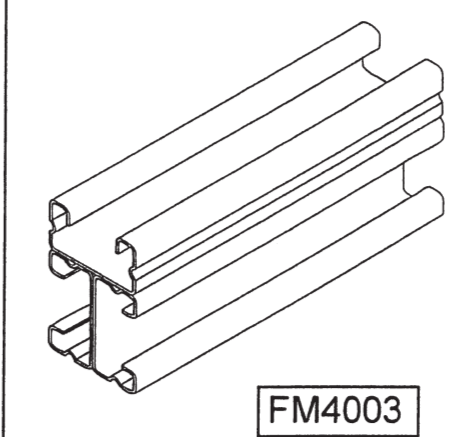
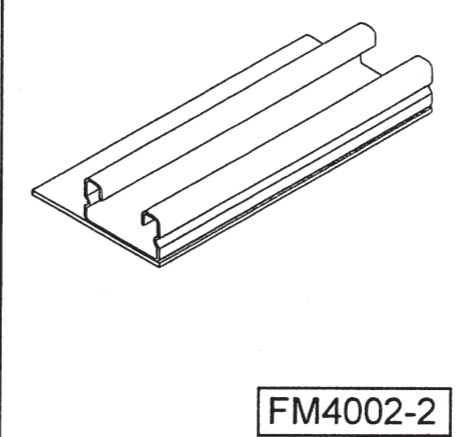
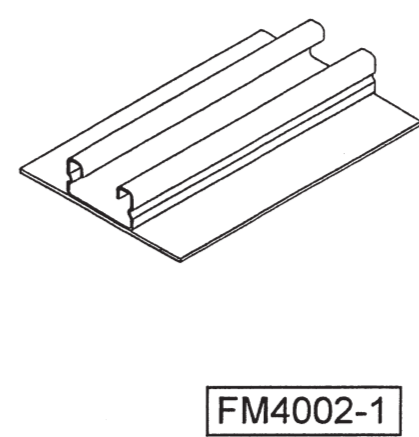
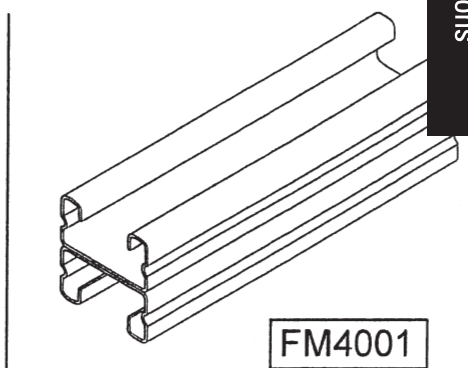
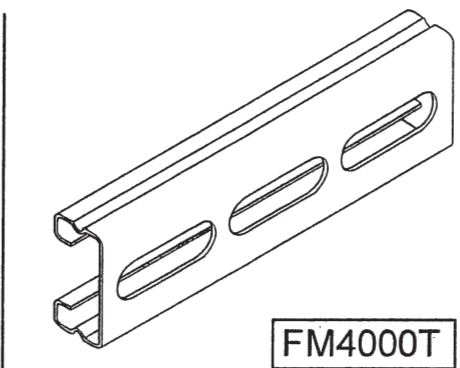
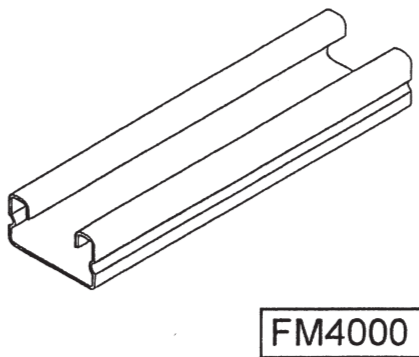


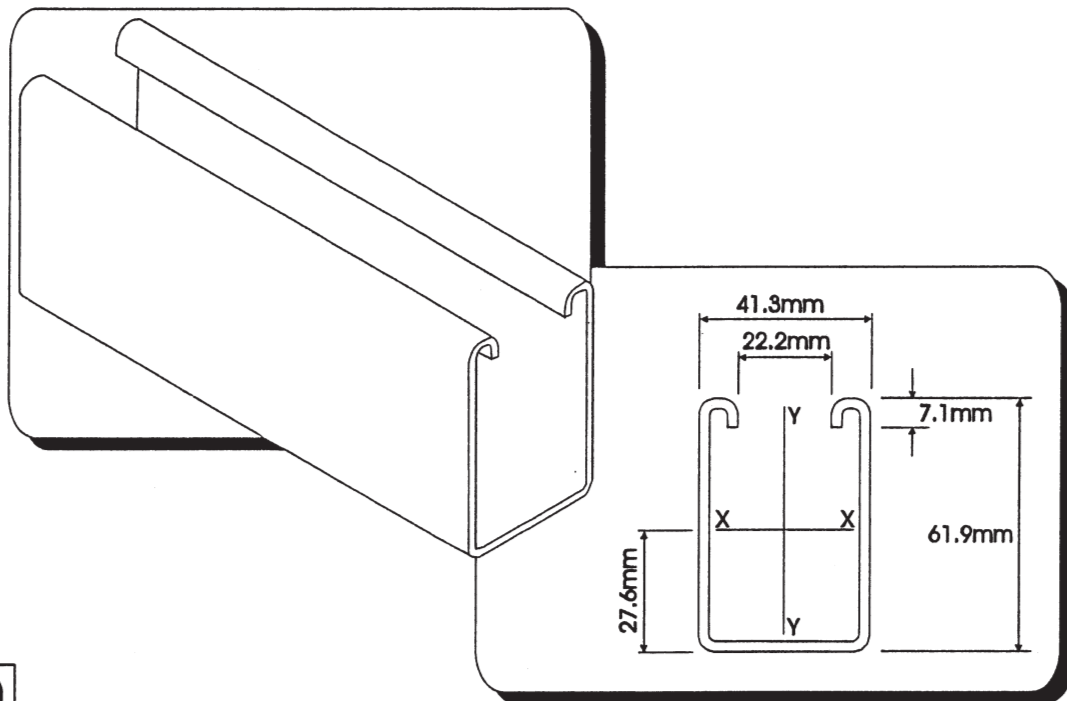
14mm x 30mm Slots at approx. 50mm centres.

LOAD VALUES SHOULD BE CALCULATED UTILISING AS/NZS 4600 COLD FORMED STEEL STRUCTURES CODE

FM4000

CHANNEL COMBINATIONS



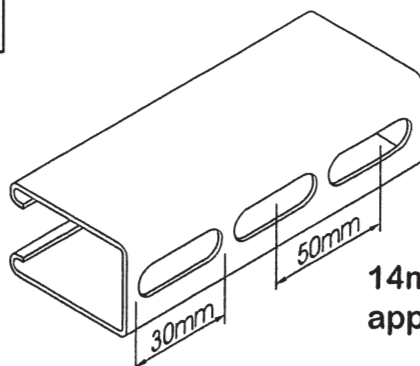


FM5500

WEIGHT: 3.41kg/m
THICKNESS: 2.5mm
MATERIAL: 250MPa (min yield stress) mild steel
FINISHES: Plain, Galvabond, Hot Dipped Galvanised, Polyester Powder Coated
 (Other finishes available on request)

SECTION PROPERTIES			X-X AXIS			Y-Y AXIS		
CHANNEL	WEIGHT _{kg/m}	AREA OF SECTION _{mm²}	MOMENT OF INERTIA _{I 10⁶ mm⁴}	SECTION MODULUS _{Z 10³ mm²}	RADIUS OF GYRATION _{r mm}	MOMENT OF INERTIA _{I 10⁶ mm⁴}	SECTION MODULUS _{Z 10³ mm³}	RADIUS OF GYRATION _{r mm}
FM5500	3.41	434	0.198	5.731	21.3	0.132	6.329	17.4
FM5501	6.82	868	1.054	16.992	31.8	0.262	12.664	17.4

FM5500T

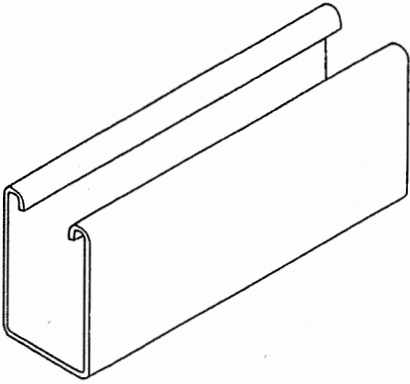


14mm x 30mm Slots at approx. 50mm centres.

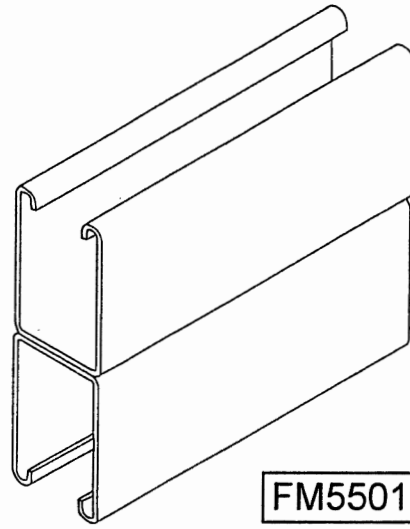
LOAD VALUES SHOULD BE CALCULATED UTILISING AS/NZS 4600 COLD FORMED STEEL STRUCTURES CODE

FM5500

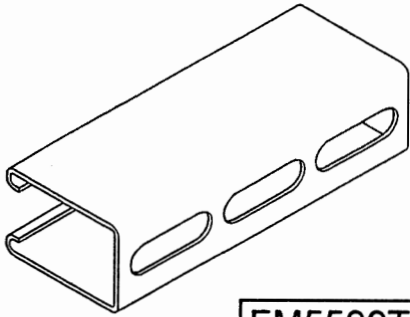
CHANNEL COMBINATIONS



FM5500



FM5501



FM5500T